

DATE

29.06.2020



**Halesowen C of E
Primary School**

YEAR GROUP

2

Choose 1 maths activity a day

Practise telling the time to half past and o'clock.

Practise telling the time to quarter past and quarter to the hour.

Practise telling the time to 5 minute intervals, including past and to.

Choose 1 English activity a day

Orally retell one of the bedtime stories from the link below.

Draw a picture of your favourite character from one of the stories below and explain/write about why they are your favourite character.

Write a retell of your favourite story from one you have listened to. See the link below.

Choose 1 topic activity a day

Find 3 waterproof materials in your house. How do you know they are waterproof?
Prove it!

Why does a shower curtain need to be waterproof?
Explain your answer.
Name 3 more waterproof items and explain why they are waterproof.

Is a plastic straw waterproof? Is a paper straw waterproof?
Investigate and explain your findings using the template below.

Practise these skills everyday this week

Practise your handwriting by writing the days of the week. Make sure you spell them correctly. Find them below.

Read a bedtime story or listen to one being read to you.

Practise your 3 times table every day.

Practise these skills as often as you can.

Make your bed.

Do or help with the washing up.

Tidy your bedroom/ living-room or another room in your flat/house.

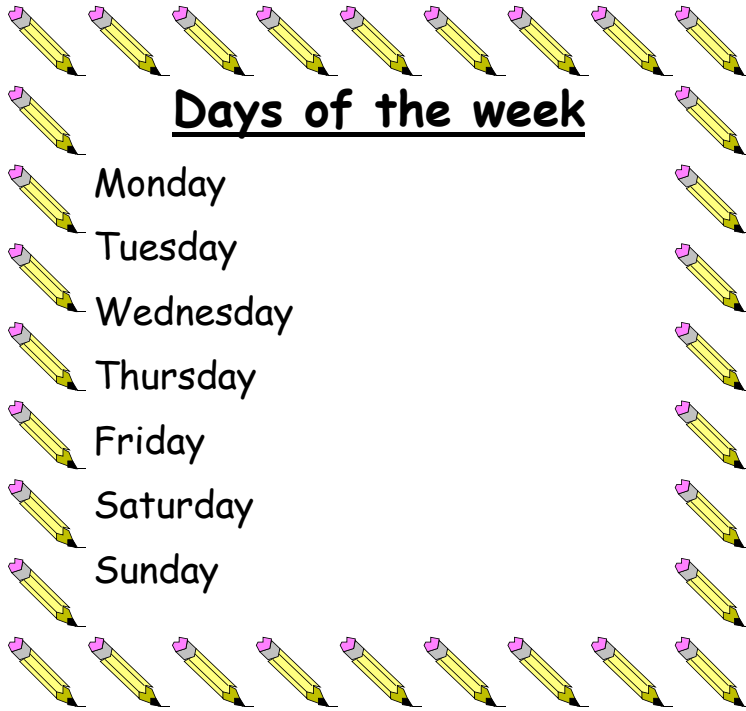
Useful website links for extending learning

<https://www.topmarks.co.uk/Search.aspx?q=telling+time>

<https://www.bbc.co.uk/iplayer/episodes/b00jdlm2/cbeebies->

<https://www.science-sparks.com/waterproofing/>

<https://www.bbc.co.uk/bitesize/topics/zgij6sg>



Days of the week

Monday

Tuesday

Wednesday

Thursday

Friday

Saturday

Sunday



Topic— Is a plastic and paper straw waterproof?

Prediction

I predict that a plastic straw is/is not waterproof because....

And I predict that a paper straw is/is not waterproof because ...

Diagram— Draw a picture of your experiment.

Method—Write what you did in your experiment

Results—Record your results

Conclusion—what did you find out and why?





Year 2 common exception words

- * Could
- * Would
- * Should
- * Pretty
- * Sugar
- * Sure
- * Water
- * Who
- * Every
- * Hour

DATE

30.06.20



Halesowen C of E

YEAR GROUP

2

Choose 1 maths activity a day

Complete Activity 1 below.	Complete activity 2 below.	Complete activity 3 below.

Choose 1 English activity a day

Write down sound buttons for these words:	'ire' - complete the activities below using the weblink.	'ure' complete the activities below using the weblink.
Hear	https://www.spellzone.com/word_lists/list-5173.htm	https://www.spellzone.com/word_lists/list-7412.htm
Fear		
dear		

Choose 1 topic activity a day

Go for a walk and pick a flower. Make an observational drawing of it.	Go for a walk and pick a flower. Make an observational drawing of it. Describe it using your sight and touch senses.	Go for a walk and pick a flower. Make an observational drawing of it. Write at least 3 sentences to describe it.
--	---	---

Practise these skills everyday this week

Practise your handwriting by spelling 10 of the Year 2 common exception words. Make sure you spell them correctly. Find the list below.	Read aloud to someone or listen to someone read.	Practise your 3 times table every day.
---	--	--

Practise these skills as often as you can.

Make your bed.	Do or help with the washing up.	Tidy your bedroom/ living-room or another room in your flat/ house.
----------------	---------------------------------	---

Useful website links for extending learning

<https://www.topmarks.co.uk/Search.aspx?q=telling+time>

<https://www.phonicsplay.co.uk/resources/phase/5>

<https://www.bbc.co.uk/bitesize/topics/z83bkqt/resources/1>

<https://www.bbc.co.uk/bitesize/topics/zgij6sg>

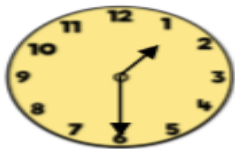
Maths

Activity 1

Match the events to the approximate times they happen.
Can you show the time on your clock?

- 9 o'clock
- Half past 10
- 12 o'clock
- Half past 3
- Lunchtime
- Go to school
- Home time
- Playtime

What time is it?



It is past

Activity 2

What time is it?



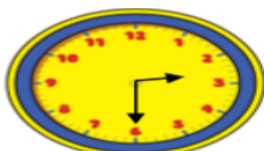
It is past

Complete the tables.

5 o'clock		Half past 4	
		1 o'clock	

3

Activity 3



Who is telling the time correctly?



Dora

The time is half past 6



Amir

The time is half past 3



Alex

The time is half past 2

Can you spot the mistakes they've made?

DATE

01.07.20



**Halesowen C of E
Primary School**

YEAR GROUP

2

Choose 1 maths activity a day

How many minutes in a quarter of an hour?

Draw your own clock and show quarter past 6.

How many minutes in 2 quarters of an hour? Represent this on a clock.

How many minutes in 3 quarters of an hour?

Represent this on a clock.

Choose 1 English activity a day

Draw a picture of a day out you have had. Write 3 sentences including who, what and where you went.

Write a short story about your day out.

Write a diary entry about your day out. Remember to include emotions; how did you feel and why?

Choose 1 topic activity

Play i-spy thinking of human and physical features that you can see.

Go for a walk and name as many human and physical features that you can see.

When out, name as many human and physical features that you can see. Explain why they are human and physical and what materials they are made out of.

Practise these skills everyday this week

Practise your handwriting by spelling 10 of the Year 2 common exception words. Make sure you spell them correctly. Find the list below.

Read aloud to someone every day.

Practise your 2 times table.

Practise these skills as often as you can.

Make your bed.

Do or help with the washing up.

Tidy your bedroom/living-room or another room in your flat/house.

Useful website links for extending learning

<https://www.topmarks.co.uk/Search.aspx?q=telling+time>


<https://www.twinkl.co.uk/resource/physical-and-human-geography-sorting-activity-t-g-393>

<https://www.bbc.co.uk/bitesize/topics/zgij6sg>




Human features include towns, shops, factories, street lights, cars, bins.

Physical features include weather, trees, soil, hills and rivers.

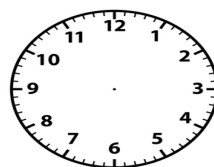
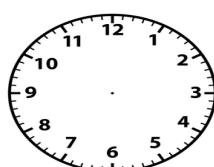



Year 2 common exception words

- * Beautiful
- * Because
- * Busy
- * Climb
- * Clothes
- * Door
- * Floor
- * Great
- * Half
- * Hour



Maths—blank clock faces



DATE

02.07.20



**Halesowen C of E
Primary School**

YEAR GROUP

2

Choose 1 maths activity a day

There are 5 minutes in an hour. Count in 5's until you get to 60. There are 60 minutes in an hour.	Complete Activity 1 below.	Complete Activity 2 below.
--	----------------------------	----------------------------

Choose 1 English activity a day

Draw and label a picture of your favourite hobby.	Make an advert about your favourite hobby persuading people to give it a go.	Write about your favourite hobby. What does it involve and why do you enjoy it?
---	--	---

Choose 1 topic activity a day

Music—play some music and draw whatever it makes you feel.	Music—listen to a favourite piece of music and create a dance to it.	Music—listen to a favourite piece of music and create a dance to it. Can you teach someone the dance?
--	--	---

Practise these skills everyday this week

Practise your handwriting by spelling 10 of the Year 2 common exception words. Make sure you spell them correctly. Find the list below.	Read aloud to someone every day.	Practise your 5 times table.
---	----------------------------------	------------------------------

Practise these skills as often as you can.

Make your bed.	Do or help with the washing up.	Tidy your bedroom/ living-room or another room in your flat/house.
----------------	---------------------------------	--

Useful website links for extending learning

<https://www.topmarks.co.uk/Search.aspx?q=telling+time>

<https://www.bbc.co.uk/bitesize/topics/zgji6sg>

Maths—Activity 1

Match the times to the correct clock.

20 past 6



5 to 9



10 to 2



20 to 11



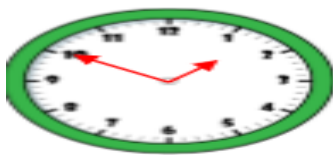
25 to 3



10 past 1



Maths—Activity 2



It is ten to one.

It is ten past ten.



It is ten to two.

Who is correct? Explain your answer.



Four lots of 5 minutes is the same as quarter of an hour.

Do you agree with Rosie? Explain why.

Year 2 common exception words

Improve	Many
Money	Move
Old	Only
People	Poor
Whole	Who

DATE

03.07.20.



**Halesowen C of E
Primary School**

YEAR GROUP

2

Choose 1 maths activity a day

How many minutes are in half an hour?	Mrs Potter reads her book for 2 hours.	Mrs Wheeler walks her dog every day for half an hour. How many minutes does she walk her dog for in total?
How many minutes are in 1 hour?	How many minutes is this in total?	Now think of your own time word problem.
How many minutes are in 1 day?		

Choose 1 English activity a day

Make a sandwich of your choice. Explain to someone how to make it giving step-by-step instructions.	Draw your sandwich it and write down the instructions about how to make it.	Draw your sandwich it and write down the instructions about how to make it. Also include ingredients and an equipment list.
---	---	---

Choose 1 topic activity a day

Flight—the Wright Brothers designed the first flight. Can you make a paper aeroplane following the instructions below?	Make a paper aeroplane following the instructions below. Now design your own invention of travelling. It can be anything you like.	Make a paper aeroplane following the instructions below. Now design your own invention of travelling. It can be anything you like. You must label and explain how it is
---	---	--

Practise these skills everyday this week

Practise your handwriting by spelling the contracted words. Make sure you spell them correctly. Find the list below.	Read aloud to someone every day.	Practise your 10 times table.
--	----------------------------------	-------------------------------

Practise these skills as often as you can.

Make your bed.	Do the washing up.	Tidy your bedroom/ living-room or another room in your flat/house.
----------------	--------------------	--

Useful website links for extending learning


<https://www.topmarks.co.uk/Search.aspx?q=telling+time>

<https://www.topmarks.co.uk/Search.aspx?>

<https://www.bbc.co.uk/bitesize/topics/zgij6sg>

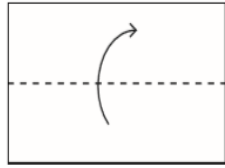
How to Make a Paper Aeroplane

1



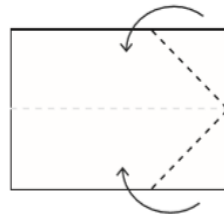
You will need a piece of A4-sized paper.

2



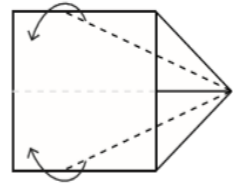
Make a line in the centre by folding the paper in half longways then opening it out flat.

3



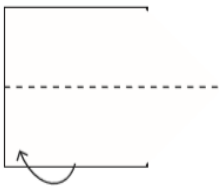
Fold in two of the corners so they meet at the centre fold.

4



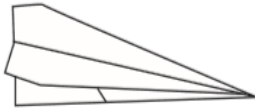
Fold the outer edges in again to meet at the centre fold.

5



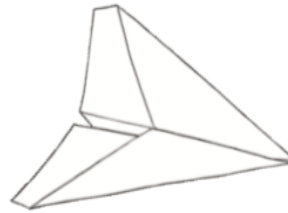
Turn the paper over and then

6



Fold down the wings on each

7



Your plane is ready to fly! How far



Year 2 contracted words

I will = I'll

You are = you're

They are = they're

Could not = couldn't

Would not = wouldn't

Should not = shouldn't

Cannot = can't

Do not = don't

Did not = didn't

Is not = isn't